

“Been There”

HX-HP202
Instruction Book

TABLE OF CONTENTS

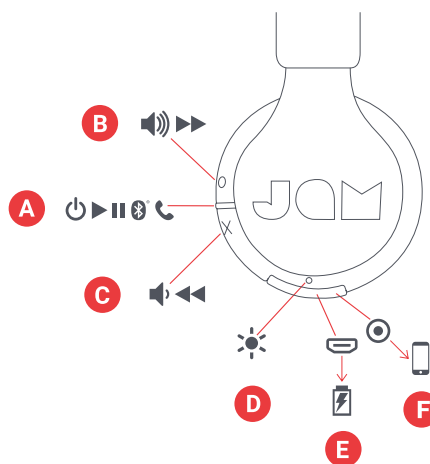
English	2	Norsk.....	59
Français	7	Ελληνικά.....	64
Español	13	Čeština.....	69
Deutsch.....	19	Magyar	74
Nederlands	24	Português	79
Dansk.....	29	Slovenčina	84
Italiano	34	Română.....	89
Suomi.....	39	Polski	94
Türkçe	44	العربية.....	99
Svenska	49	한국어	104
Русский.....	54	中文.....	109

CONTENTS



- A – Headphones
- B – Aux cable
- C – USB charging cable
- D – Quick-Start Guide
- E – Welcome card
- F – Legal card
- G – Jam sticker

CONTROLS



- A – Power on/off/play/pause button
- B – Volume up/next track
- C – Volume down/previous track
- D – LED light indicator
- E – Charging port
- F – Aux-in port

SET UP

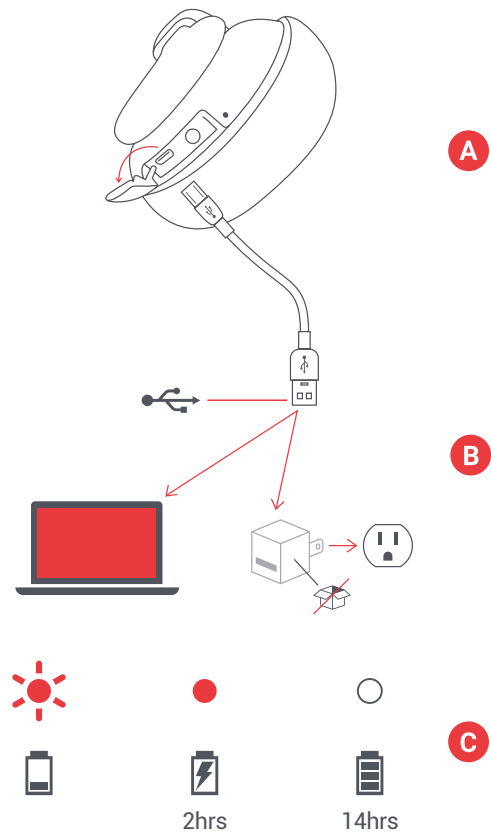
CHARGING YOUR HEADPHONES

The “Been There” headphones are powered by a rechargeable battery. The headphones come pre-charged; however, for optimal play time, be sure to charge before first use.

A – Unwrap the charging cable and plug the micro USB end into the charging port on the headphones.

B – Connect the larger USB plug to your computer or a powered USB AC adapter. An AC adapter is not included in the box, but you can use the one for your cell phone or pick one up next time you're at the store.

C – When the LED flashes red, it indicates that the battery is low and it's time to plug in and recharge. Charge for about 2 hours to get up to 14 hours of play time; while charging, the light will stay solid red. Once fully charged, the LED will turn off.



USE

A – TURN ON YOUR HEADPHONES

Long press the “play/pause” button for 3 seconds to turn on your headphones.

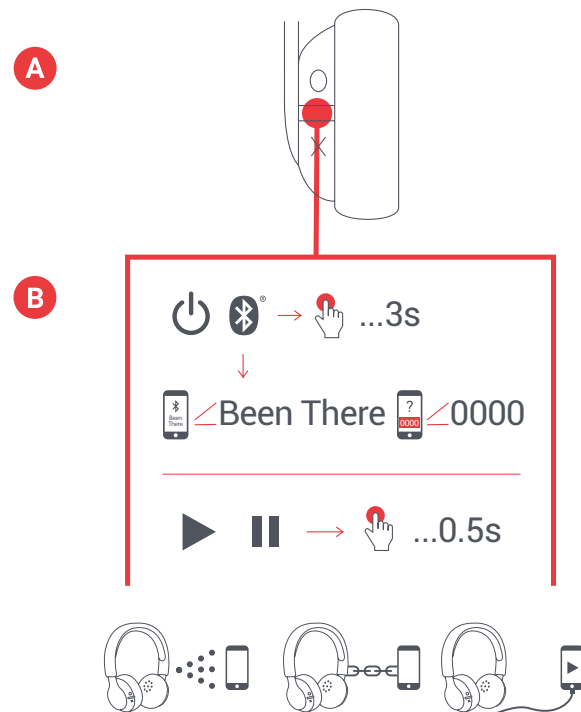
B – CONNECTING TO A DEVICE

Once turned on, the headphones will immediately search for a device to pair to; the LED will blink red and blue alternately. Enable Bluetooth on your device. From the Bluetooth menu, select “Been There.” When the device and Been There are connected, you will hear a tone and the LED light will turn solid blue.

Once paired, your device and headphones will find each other every time, as long as your device's Bluetooth is on. If you're connecting to a computer, you may have a few more steps on that end. You'll have to get that information from the computer company.

Depending on your device, you may be prompted to enter a pairing code. If so, use “0000” as the code. Holding down the “X” and “O” buttons at the same time, for 5 seconds, will disconnect a paired device.

You may also connect your device to Been There using an aux cord, which is not included. When plugged in, the light will turn solid red.



C – BUTTON FUNCTION

Short press the “play/pause” button for 0.5 seconds to play your music. To increase the volume, short press the “O” button; to lower the volume, short press the “X” button. To skip forward a track, long press the “O” button; to skip back a track, long press the “X” button.

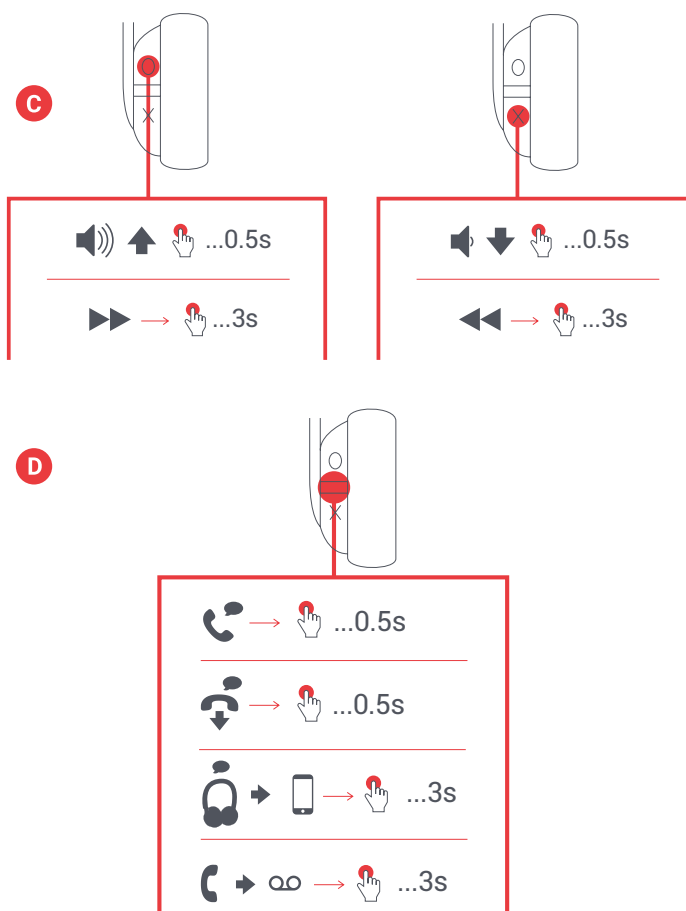
D – CALL HANDLING

While rocking out to your music, if a call comes in, short press the “play/pause” button to pick up a call; short press again when you’re done, to hang up.

While on a call, if you want to make it private, long press the “play/pause” button to move the call from the headphones to your phone.

If a call comes in and you don’t want to pick it up, long press the “play/pause” button to send the call to voicemail.

*See the tables below for complete button function and LED light indicator interpretation.



LED INDICATORS

CHARGING

Red flash every 5 seconds	Low battery
Solid red	Charging
LED off	Charging complete

IN USE

Flash blue and red	Pairing mode
Blue flash every 5 seconds	Paired with device

BASIC FUNCTIONS

POWER

Power on/off	Long press play/pause button
--------------	------------------------------

MUSIC

Play/Pause	Short press play/pause button
Volume up	Short press O button
Volume down	Short press X button
Skip forward a track	Long press O button
Skip backward a track	Long press X button

CALLS

Pick up a call	Short press play/pause button
Decline a call	Long press play/pause button
End a call	Short press play/pause button
Take a second incoming call	Short press play/pause button
Decline a second incoming call	Long press play/pause button
Transfer active call from earbuds to device	Long press play/pause button

LEGAL INFORMATION

READ ALL INSTRUCTIONS BEFORE USE AND SAVE THESE INSTRUCTIONS FOR FUTURE REFERENCE.

FCC Warning:

This equipment has been tested and found to comply with the limits for a Class B digital device, pursuant to Part 15 of the FCC Rules. These limits are designed to provide reasonable protection against harmful interference in a residential installation. This equipment generates, uses, and can radiate radio frequency energy and, if not installed and used in accordance with the instructions, may cause harmful interference to radio communications. However, there is no guarantee that interference will not occur in a particular installation. If this equipment does cause harmful interference to radio or television reception, which can be determined by turning the equipment off and on, the user is encouraged to try to correct the interference by one or more of the following measures:

- Reorient or relocate the receiving antenna.
- Increase the separation between the equipment and receiver.
- Connect the equipment into an outlet on a circuit different from that to which the receiver is connected.
- Consult the dealer or an experienced radio/TV technician for help.

Any changes or modifications not expressly approved by the party responsible for compliance could void the user's authority to operate the equipment.

This device complies with Part 15 of the FCC Rules. Operation is subject to the following two conditions:

- (1) This device may not cause harmful interference, and
- (2) This device must accept any interference received, including interference that may cause undesired operation.

FCC RF Exposure Statement:

This equipment complies with FCC radiation exposure limits set forth for an uncontrolled environment. This transmitter must not be co-located or operating in conjunction with any other antenna or transmitter.

ISED Cautions:

This device complies with Innovation, Science, and Economic Development Canada licence-exempt RSS standard(s). Operation is subject to the following two conditions:

- (1) This device may not cause interference, and
- (2) This device must accept any interference, including interference that may cause undesired operation of the device.

ISED RF Exposure Statement:

The device is in compliance with RF exposure guidelines; users can obtain Canadian information on RF exposure and compliance.

1-YEAR LIMITED WARRANTY – US & CANADA

WARRANTY – US & CANADA

JAM warrants this product free from defect in material and workmanship for a period of 1 year from the date of purchase. This warranty does not cover damage caused by misuse or abuse, accident, the attachment of any unauthorized accessory, alteration to the product, or any other conditions whatsoever that are beyond the control of JAM.

For detailed Warranty instructions and information, visit: www.jamaudio.com/customer-support/warranty-1yr. To obtain warranty service on your JAM product, contact a Consumer Relations representative by the telephone number or email address for your country of residence. Please make sure to have the model number of the product available.

For service in the USA

Email: cservice@jamaudio.com
Tel: 1-888-802-0040
8:30am–7:00pm EST M–F

For service in Canada

Email: cservice@homedicsgroup.ca
Tel: 1-888-225-7378
8:30am–5:00pm EST M–F

For service in Australia

Email: cservice@homedics.com.au
Tel: 03 87566500
8:30am–5:00pm AEST M–F
www.jam-audio.com.au

WARRANTY – UK & EUROPE

JAM warrants this product free from defect in material and workmanship for a period of 2 years from the date of purchase. This warranty does not cover damage caused by misuse or abuse, accident, the attachment of any unauthorised accessory, alteration to the product, or any other conditions whatsoever that are beyond the control of JAM. Distributed in the EU by FKA Brands Ltd, Somerhill Business Park, Tonbridge, TN11 0GP, UK. Tel: 020 3538 0768 Email: uksupport@jamaudio.com.

WARRANTY – AUSTRALIA

(1-YEAR LIMITED WARRANTY)

We or Us means HoMedics Australia Pty Ltd ACN 31 103 985 717 and our contact details are set out at the end of this warranty; You means the purchaser or the original end-user of the Goods. You may be a domestic user or a professional user; Supplier means the authorized distributor or retailer of the Goods that sold you the Goods in Australia and New Zealand; and Goods means the product or equipment which was accompanied by this warranty and purchased in Australia and New Zealand.

For Australia:

Our Goods come with guarantees that cannot be excluded under the Australian Consumer Law. You are entitled, subject to the provisions of the Australian Consumer Law, to a replacement or refund for a major failure and for compensation for any other reasonably foreseeable loss or damage. You are also entitled, subject to the provisions of the Australian Consumer Law, to have the Goods repaired or replaced if the goods fail to be of acceptable quality and the failure does not amount to a major failure. This is not a complete statement of your legal rights as a consumer.

For New Zealand:

Our Goods come with guarantees that cannot be excluded under the Consumer Guarantees Act 1993. This guarantee applies in addition to the conditions and guarantees implied by that legislation.

The Warranty

HoMedics sells its products with the intent that they are free of defects in manufacture and workmanship under normal use and service. In the unlikely event that your HoMedics product proves to be faulty within 1 year from the date of purchase due to workmanship or materials only, we will replace it at our own expense, subject to the terms and conditions of this guarantee. The warranty period is limited to 3 months from the date of purchase for products used commercially/professionally.

Terms and Conditions:

In addition to the rights and remedies that you have under the Australian Consumer Law, Consumer Guarantees Act of New Zealand or any other applicable law and without excluding such rights and remedies warranty against defects:

1. The Goods are designed to withstand the rigors of normal household use and are manufactured to the highest standards using the highest quality components. Whilst unlikely, if, during the first 12 months (3 months commercial use) from their date of purchase from the Supplier (Warranty Period), the Goods prove defective by reason of improper workmanship or materials and none of your statutory rights or remedies apply, we will replace the Goods, subject to the terms and conditions of this warranty.

2. We do not have to replace the Goods under this Additional Warranty if the Goods have been damaged due to misuse or abuse, accident, the attachment of any unauthorised accessory, alteration to the product, improper installation, unauthorised repairs or modifications, improper use of electrical/power supply, loss of power, malfunction, or damage of an operating part from failure to provide manufacturer's recommended maintenance, transportation damage, theft, neglect, vandalism, environmental conditions, or any other conditions whatsoever that are beyond the control of HoMedics.
3. This Warranty does not extend to the purchase of used, repaired, or secondhand products, or to products not imported or supplied by HoMedics Australia Pty Ltd, including but not limited to those sold on offshore internet auction sites.
4. This Warranty extends only to consumers and does not extend to Suppliers.
5. Even when we do not have to replace the Goods, we may decide to do so anyway. In some cases, we may decide to substitute the Goods with a similar alternative product of our choosing. All such decisions are at our absolute discretion.
6. All such replaced or substituted Goods continue to receive the benefit of this Additional Warranty for the time remaining on the original Warranty Period (or 3 months, whichever is the longest).
7. This Additional Warranty does not cover items damaged by normal wear and tear, including but not limited to chips, scratches, abrasions, discolouration, and other minor defects, where the damage has negligible effect on the operation or performance of the Goods.
8. This Additional Warranty is limited to replacement or substitution only. As far as the law permits, we will not be liable for any loss or damage caused to property or persons arising from any cause whatsoever, and shall have no liability for any incidental, consequential, or special damages.
9. This warranty is only valid and enforceable in Australia and New Zealand.

Making a Claim:

In order to claim under this Warranty, you must return the Goods to the Supplier (place of purchase) for replacement. If this is not possible, please contact our Consumer Relations department by email (cservice@homedics.com.au) or at the address below.

- All returned Goods must be accompanied by satisfactory proof of purchase that clearly indicates the name and address of the Supplier, the date and place of purchase, and identifies the product. It is best to provide an original, legible, and unmodified receipt or sales invoice.
- You must bear any expense for return of the Goods or otherwise associated with making your claim under this Additional Warranty.

Distributed in Australia by HOMEDICS AUSTRALIA PTY LTD, 14 Kingsley Close, Rowville, Victoria 3178. Distributed in New Zealand by Phoenix Distribution NZ Ltd, 7B Orbit Drive, Albany / North Shore 0757, Auckland, New Zealand.

IMPORTANT SAFETY INSTRUCTIONS

READ ALL INSTRUCTIONS BEFORE USING.

WARNING: Listen responsibly. To avoid hearing damage, make sure the volume on your device is turned down before connecting earphones. After placing earphones on your ears, gradually turn up the volume until you reach a comfortable listening volume.

- Use this product only for its intended purpose as described in this manual. Do not use attachments not recommended by Jam.
- Jam is not liable for any damage caused to smartphones, iPod/MP3 players, or any other devices.
- Do not place or store this product where it can fall or be dropped into a tub or sink.
- Do not place or drop into water or any other liquid.

- Not for use by children. THIS IS NOT A TOY.
- Never operate this product if it has a damaged cord, plug, cable, or housing.
- Keep away from heated surfaces.
- Only set on dry surfaces. Do not place on surface wet from water or cleaning solvents.

WARNING: This product has an internal, non-replaceable lithium battery. Please dispose in accordance with your local, state, province, and country guidelines. Batteries (battery pack or batteries installed) shall not be exposed to excessive heat such as sunshine, fire, or the like.

BATTERY REPLACEMENT

Your headphones includes a rechargeable battery designed to last the lifetime of the product. In the unlikely event that you should require a replacement battery, please contact Consumer Relations, which will supply details of the warranty and out-of-warranty replacement battery service. This product contains small parts that may present a choking hazard for young children.

CAUTION: All servicing of this product must be performed by authorized Jam Audio service personnel only. For complete user guide and to register your product, visit www.jamaudio.com (USA), canada.jamaudio.com (Canada), or uk.jamaudio.com/instructionbooks (UK).



To prevent possible hearing damage, do not listen at high volume for long periods.



WEEE EXPLANATION

This marking indicates that this product should not be disposed with other household wastes throughout the EU. To prevent possible harm to the environment or human health from uncontrolled waste disposal, recycle it responsibly to promote the sustainable reuse of material resources.



BATTERY DIRECTIVE

This symbol indicates that batteries must not be disposed of in the domestic waste as they contain substances that can be damaging to the environment and health. Please dispose of batteries in designated collection points.

Hereby, FKA Brands Ltd declares that this radio device is in compliance with the essential requirements and other relevant provisions of Directive 2014/53/EU. A copy of the Declaration of Conformity can be obtained from uk.jamaudio.com/DoC.

© 2018 HMDX. All rights reserved. JAM is a registered trademark of HMDX. HMDX is a registered trademark of FKA Distributing Co. The Bluetooth® word mark and logos are registered trademarks owned by Bluetooth SIG, Inc. and any use of such marks by HMDX is under license.



Operating frequency band: 2402 - 2480MHz

HX-HP202: Maximum radio-frequency power transmitted: 6.19dBm for BT3.0, 7.10dBm for BT4.0

Distributed by HMDX.
3000 N Pontiac Trail
Commerce Township, MI 48390

All rights reserved.
IB-HXHP202