

Gloves

Production description

When patient has hand pain, it is difficult to bend in any direction and affect the flexibility of the hand, so it is necessary to ensure that the TENS electrode is placed in the correct position. The gloves use conductive silver fiber to stimulate the hand; this is an effective alternative. The use of gloves makes it easy for patients who lack this flexibility to position the hand.



Presentation

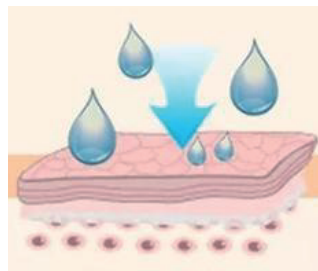
It is designed to place electrodes on hand pain sites easily. It is simple for patients to place it around the hand.

Use at Home, Work or on-the-Go

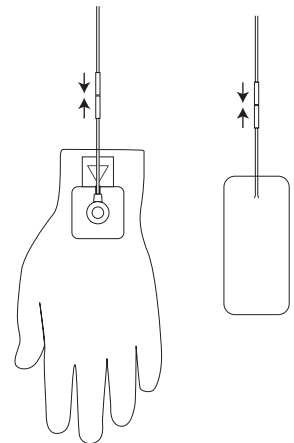
The wearable gloves allow you to have a direct targeted hand therapy so the patients can reduce pain and return to active lifestyle.


Instructions for use

1. Skin must always be clean, moist and free from lotion.
2. Insert one end of the cable to the metal snaps to connect the gloves and the other end to the self-adhesive electrode pad. Make sure they are properly connected for the good performance. Please refer to right figure.
3. Make sure the gloves are optimally positioned around the hand. Self-adhesive electrode pad should be 40mm distance from gloves.
4. Make sure that the TENS device is OFF. Connect cable plug to TENS device. After connection, turn on TENS device.
5. When exiting the application, turn off the TENS device at first. Remove the connector and gloves.



The area used needs to keep the skin moist



 **Caution**

- In the course of the treatment, if feeling any discomfort or abnormal, stop immediately and contact a doctor
- Do not apply to broken skin. If skin burning occurs, stop use and contact you physician immediately.
- If the electrode pads are damaged, don't use.
- Adjust stimulator according to device and/or physician instructions for your treatment. For your safety and comfort, turn off the stimulator before you attempt to remove gloves.
- The unattended use of children or incapacitated persons may be dangerous.
- If some people feel skin irritation from the conductive silver fiber on the gloves, stop using the glove.

Cleaning and maintenance

To clean the product, wash it in warm water with a neutral detergent instead of hot water. Thoroughly remove all traces of the wash solution in warm water, do not wring. Wrap it in a terry cloth towel. Use a towel to remove excess water. Remove the towel and let it air dry at room temperature. Keep away from hot source and sunlight.



Shenzhen Roundwhale Technology Co., Ltd.

Add: 202, 2/F, Building 27, Dafa Industrial Park, Longxi Community, Longgang Street, Longgang District, Shenzhen, China.

Tel: +86-755-23212776

Fax: +86-755-23212776

E-mail: info@roovjoy.com

Website: www.roovjoy.com



Shanghai International Holding Corp. GmbH (Europe)

Address: Eiffestrasse 80, 20537 Hamburg, Germany

Email: shholding@hotmail.com