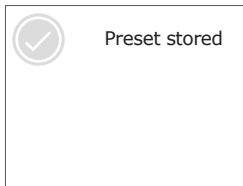



Preset 1-4

Voreinstellung 1-4 / Préréglage 1-4 / Impostazioni predefinite 1-4 / Forudindstilling 1-4 / Voorinstelling 1-4 / Preajuste 1-4 / Förinställning 1-4 / Předvolba 1-4 / Ustawienia wstępne 1-4 / Predefinição 1-4

Store

Speichern
Enregistrer
Memorizza
Gemme
Opslaan
Guardar
Spara
Uložít
Zapisz
Save



Select

Auswählen
Sélectionner
Selezionare
Vælg
Selecteer
Selección
Välj
Vybrat
Wybór
Seleccionar

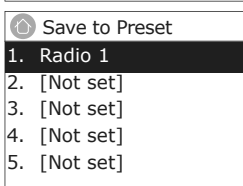
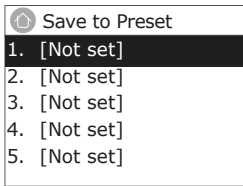



Preset 1+

Voreinstellung 1+ / Préréglage 1+ / Impostazioni predefinite 1+ / Forudindstilling 1+ / Voorinstelling 1+ / Preajuste 1+ / Förinställning 1+ / Předvolba 1+ / Ustawienia wstępne 1+ / Predefinição 1+

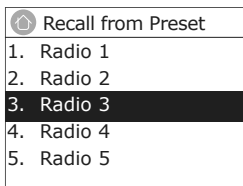
Store

Speichern
Enregistrer
Memorizza
Gemme
Opslaan
Guardar
Spara
Uložít
Zapisz
Save



Select

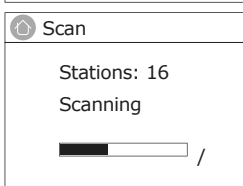
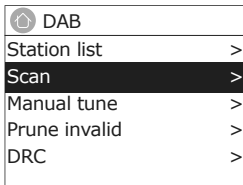
Auswählen
Sélectionner
Selezionare
Vælg
Selecteer
Selección
Välj
Vybrat
Wybór
Seleccionar



Digital radio settings

Autotune

Autom. Sendersuche / Autotune / Sintonia automatica / Autotune / Autotune / Sintonización automática / Autotune / Automatické ladění / Strojenie automatyczne / Sintonização automática

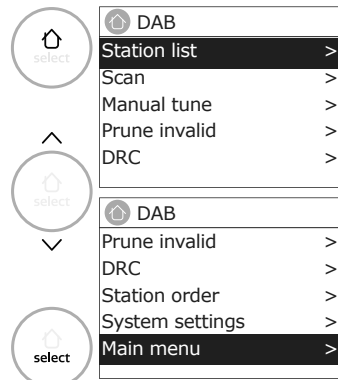


Alarms and timers

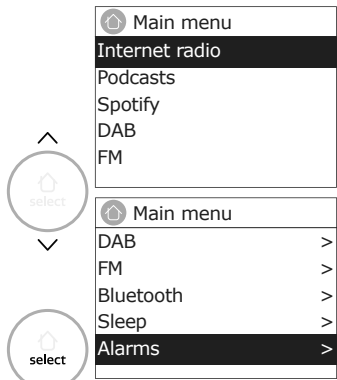
Set an alarm

Einen Alarm einstellen / Définir une alarme / Impostare una sveglia / Sæt en alarm / Een alarm instellen / Definire una alarma / Ställa in ett alarm / Nastavit budík / Ustawienie alarmu / Definir um alarme

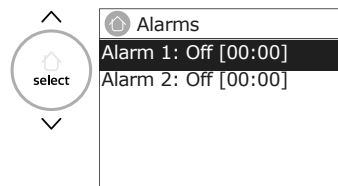
1.



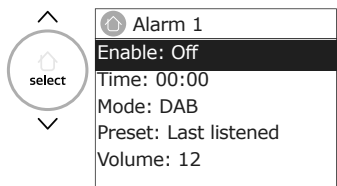
2.



3.

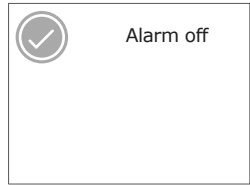


4.



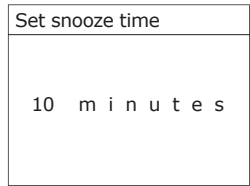
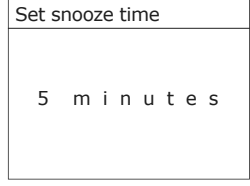

Cancel an alarm

Alarm abbrechen / Annuller une alarme / Annullare una sveglia / Annuller en alarm / Alarm uitschakelen / Cancele una alarma / Avbryt ett alarm / Zrušit budík / Anulowanie budzenia / Cancelar um alarme



Snooze an alarm

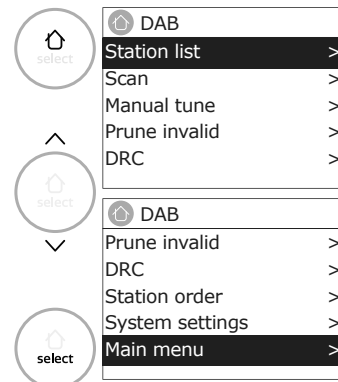
Schlummerfunktion des Alarms / Répéter une alarme / Posticipare una sveglia / Udsæt en alarm / Alarm op slummerstand zetten / Posponga una alarma / Snoozza ett alarm / Odložít budík / Przełączenie budzika na Drzemkę / Suspendir um alarme



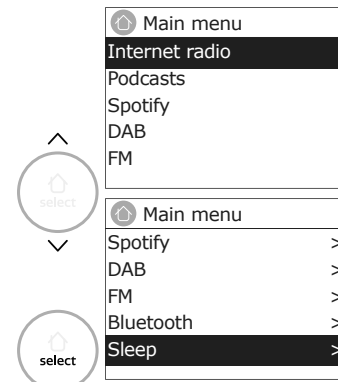
Set sleep timer

Sleep-Timer einstellen / Régler le minuteur de veille / Impostare il timer di spegnimento / Indstll dvale-timer / Slaaptimer instellen / Ajuste el temporizador de estado de reposo / Ställ in sömmtimer / Nastavit automatické vypnutí / Ustawienie trybu sleep timer / Configurar temporizador para adormecer

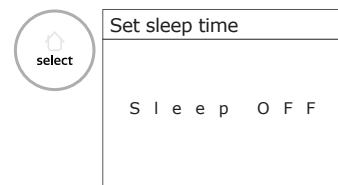
1.



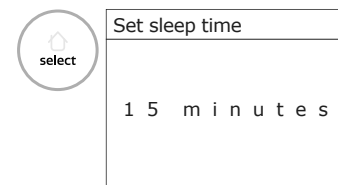
2.



3.



4.



Download the UNDOK app and control Evoke Spot with your smartphone

Laden Sie die UNDOK-App herunter und steuern Sie Evoke Home mit Ihrem Smartphone
Téléchargez l'application UNDOK et contrôlez Evoke Home avec votre smartphone
Scarica l'app UNDOK e controlla Evoke Home con il tuo smartphone
Download UNDOK -appen, og styr Evoke Home med din smartphone
Download de UNDOK-app en bedien Evoke Home met je smartphone
Descargue la aplicación UNDOK y controle Evoke Home con su teléfono inteligente
Ladda ner UNDOK -appen och styr Evoke Home med din smartphone
Stáhněte si aplikaci UNDOK a ovládejte Evoke Home pomocí smartphonu
Pobierz aplikację UNDOK i steruj Evoke Home za pomocą smartfona
Baixe o aplicativo UNDOK e controle Evoke Home com seu smartphone



Specifications

Radio Digital (DAB/DAB+):	Frequencies Digital Band III 174–240 MHz
FM radio:	Frequencies FM 87.5-108 MHz (with RDS)
Bluetooth:	Frequency range: 2402 < 2480 MHz Maximum power: 915dBm (e.i.r.p.), A2DP support
2.4GHz Wi-Fi:	Frequency range 2.412-2.472 GHz, Maximum power = 18.90dBm (e.i.r.p)
5GHz Wi-Fi:	Frequency range 5.18-5.24 GHz, 5.26-5.32 GHz, 5.5-5.7 GHz, Maximum power = 19.10dBm (e.i.r.p) Restrictions apply to outdoor use in the 5.5 - 5.7 GHz range in some countries. Note: This product is intended for indoor use only.
Display:	2.4", 320 x 240, TFT colour display
Software version:	V1.0
Speaker:	1x 3.0" full range driver
Input connectors:	Micro USB (Software updates only)
Power supply requirements:	15.0V DC, 1.5 A, 22.5 W
Dimensions:	W:120mm x H:190mm x D:125mm
Weight:	1.3kg

Warranty information

Pure International Limited warrants to the end user that this product will be free from defects in materials and workmanship in the course of normal use for a period of two years from the date of purchase. This guarantee covers breakdowns due to manufacturing or design faults; it does not apply in cases such as accidental damage, however caused, wear and tear, negligence, adjustment, modification or repair not authorised by us. Please visit www.pure.com/register to register your product with us. Should you have a problem with your unit please contact your supplier or contact Pure Support at the address shown on the rear of this manual.

Evoke Spot, Pure, the Pure logo are trademarks or registered trademarks of Pure International Limited. © Copyright 2021 by Pure International Limited. All rights reserved.
 Spot is in compliance with the essential requirements of RED 2014/53/EU. The full text of the EU Declaration of Conformity is available at the following internet address: www.pure.com
 CE marked: Hereby, Pure International Limited declares that this radio model Evoke Spot is in compliance with the essential requirements of RED 2014/53/EU. The full text of the EU Declaration of Conformity is available at the following internet address: www.pure.com

Pure, Concept House, Home Park Road, Kings Langley, Herts, WD4 8UD, UK
 Pure, Mösslbichl 78, 6250 Kundl, Austria
 Pure International Limited warrants to the end user that this product will be free from defects in materials and workmanship in the course of normal use for a period of two years from the date of purchase. This guarantee covers breakdowns due to manufacturing or design faults; it does not apply in cases such as accidental damage, however caused, wear and tear, negligence, adjustment, modification or repair not authorised by us. Please visit www.pure.com/register to register your product with us. Should you have a problem with your unit please contact your supplier or contact Pure Support at the address shown on the rear of this manual.

Pure International Limited warrants to the end user that this product will be free from defects in materials and workmanship in the course of normal use for a period of two years from the date of purchase. This guarantee covers breakdowns due to manufacturing or design faults; it does not apply in cases such as accidental damage, however caused, wear and tear, negligence, adjustment, modification or repair not authorised by us. Please visit www.pure.com/register to register your product with us. Should you have a problem with your unit please contact your supplier or contact Pure Support at the address shown on the rear of this manual.

Pure International Limited warrants to the end user that this product will be free from defects in materials and workmanship in the course of normal use for a period of two years from the date of purchase. This guarantee covers breakdowns due to manufacturing or design faults; it does not apply in cases such as accidental damage, however caused, wear and tear, negligence, adjustment, modification or repair not authorised by us. Please visit www.pure.com/register to register your product with us. Should you have a problem with your unit please contact your supplier or contact Pure Support at the address shown on the rear of this manual.

Pure International Limited warrants to the end user that this product will be free from defects in materials and workmanship in the course of normal use for a period of two years from the date of purchase. This guarantee covers breakdowns due to manufacturing or design faults; it does not apply in cases such as accidental damage, however caused, wear and tear, negligence, adjustment, modification or repair not authorised by us. Please visit www.pure.com/register to register your product with us. Should you have a problem with your unit please contact your supplier or contact Pure Support at the address shown on the rear of this manual.

Pure International Limited warrants to the end user that this product will be free from defects in materials and workmanship in the course of normal use for a period of two years from the date of purchase. This guarantee covers breakdowns due to manufacturing or design faults; it does not apply in cases such as accidental damage, however caused, wear and tear, negligence, adjustment, modification or repair not authorised by us. Please visit www.pure.com/register to register your product with us. Should you have a problem with your unit please contact your supplier or contact Pure Support at the address shown on the rear of this manual.

Pure International Limited warrants to the end user that this product will be free from defects in materials and workmanship in the course of normal use for a period of two years from the date of purchase. This guarantee covers breakdowns due to manufacturing or design faults; it does not apply in cases such as accidental damage, however caused, wear and tear, negligence, adjustment, modification or repair not authorised by us. Please visit www.pure.com/register to register your product with us. Should you have a problem with your unit please contact your supplier or contact Pure Support at the address shown on the rear of this manual.

Pure International Limited warrants to the end user that this product will be free from defects in materials and workmanship in the course of normal use for a period of two years from the date of purchase. This guarantee covers breakdowns due to manufacturing or design faults; it does not apply in cases such as accidental damage, however caused, wear and tear, negligence, adjustment, modification or repair not authorised by us. Please visit www.pure.com/register to register your product with us. Should you have a problem with your unit please contact your supplier or contact Pure Support at the address shown on the rear of this manual.

Pure International Limited warrants to the end user that this product will be free from defects in materials and workmanship in the course of normal use for a period of two years from the date of purchase. This guarantee covers breakdowns due to manufacturing or design faults; it does not apply in cases such as accidental damage, however caused, wear and tear, negligence, adjustment, modification or repair not authorised by us. Please visit www.pure.com/register to register your product with us. Should you have a problem with your unit please contact your supplier or contact Pure Support at the address shown on the rear of this manual.

Pure International Limited warrants to the end user that this product will be free from defects in materials and workmanship in the course of normal use for a period of two years from the date of purchase. This guarantee covers breakdowns due to manufacturing or design faults; it does not apply in cases such as accidental damage, however caused, wear and tear, negligence, adjustment, modification or repair not authorised by us. Please visit www.pure.com/register to register your product with us. Should you have a problem with your unit please contact your supplier or contact Pure Support at the address shown on the rear of this manual.

Pure International Limited warrants to the end user that this product will be free from defects in materials and workmanship in the course of normal use for a period of two years from the date of purchase. This guarantee covers breakdowns due to manufacturing or design faults; it does not apply in cases such as accidental damage, however caused, wear and tear, negligence, adjustment, modification or repair not authorised by us. Please visit www.pure.com/register to register your product with us. Should you have a problem with your unit please contact your supplier or contact Pure Support at the address shown on the rear of this manual.

Pure International Limited warrants to the end user that this product will be free from defects in materials and workmanship in the course of normal use for a period of two years from the date of purchase. This guarantee covers breakdowns due to manufacturing or design faults; it does not apply in cases such as accidental damage, however caused, wear and tear, negligence, adjustment, modification or repair not authorised by us. Please visit www.pure.com/register to register your product with us. Should you have a problem with your unit please contact your supplier or contact Pure Support at the address shown on the rear of this manual.

Pure International Limited warrants to the end user that this product will be free from defects in materials and workmanship in the course of normal use for a period of two years from the date of purchase. This guarantee covers breakdowns due to manufacturing or design faults; it does not apply in cases such as accidental damage, however caused, wear and tear, negligence, adjustment, modification or repair not authorised by us. Please visit www.pure.com/register to register your product with us. Should you have a problem with your unit please contact your supplier or contact Pure Support at the address shown on the rear of this manual.

PURE Evoke spot

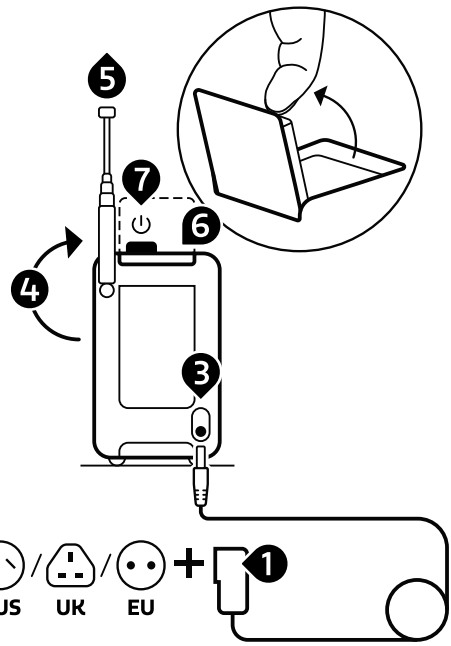
Quick Start Guide

Full user guide @ support.pure.com

EN	DE	FR	IT	DA	NO
NL	ES	SV	CZ	PL	PT

Quick setup

Schnelle Einrichtung / Installation rapide / Installazione rapida / Hurtig opsætning / Snelle installatie / Configuración rápida / Snabb installation / Rychlé nastavení / Szybkie ustawienia / Configuração Rápida

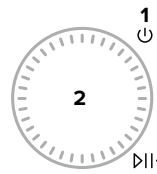


Controls

Bedienung / Contrôles / Comandi / Betjening / Bedieningselementen / Controles / Kontroller / Ovládací prvky / Elementy sterujące / Controlos

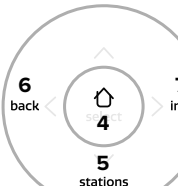
1: Volume, 2: Off / On, 3: Mute / Play / Pause

1: Lautstärke, 2: Aus / Ein, 3: Stumm / Wiedergabe / Pause
 1: Volume, 2: Arrêt / Marche, 3: Muet / Lecture / Pause
 1: Volume, 2: Off / On, 3: Mute / Riproduci / Pauza
 1: Lydstyrke, 2: Fra / Til, 3: Lydløs / Afspil / Pause
 1: Volume, 2: Uit / Aan, 3: Dempen / Afspelen / Pauze
 1: Volumen, 2: Apagado / Encendido, 3: Silenciar / Reproducir / Pausar
 1: Volym, 2: Av / På, 3: Mute / Play / Pause
 1: Hlasitost, 2: Vypnuto / Zapnuto, 3: Ztlumit / Přeřát / Pozastavit
 1: głośność, 2: wyl./wł., 3: wyciszenie/odtworzenie/pauza
 1: Volume, 2: Desligado / Ligado, 3: Silenciar / Reproduzir / Pausar



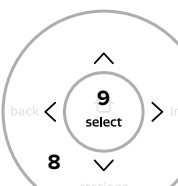
4: Home menu, 5: Station list, 6: Previous menu / Exit menu, 7: Switch display modes

4: Home-Menü, 5: Senderliste, 6: Vorheriges Menü / Menü verlassen, 7: Anzeigemodus wechseln
 4: Menu d'accueil, 5: Liste des stations, 6: Menu précédent / Quitter le menu, 7: Changer de mode d'affichage
 4: Menu principale, 5: Elenco stazioni, 6: Menu precedente / Esci dal menu, 7: Cambia modalità di visualizzazione
 4: Startmenu, 5: Stationslist, 6: Forrige menu / Afslut menu, 7: Skift visningsstil
 4: Home-menu, 5: Stationslist, 6: Forrige menu / Menu verlaten, 7: Weergavemodus wisselen
 4: Menü de inicio, 5: Lista de emisoras, 6: Menú anterior / Menú de salida, 7: Alternar modos de visualización
 4: Hemmeny, 5: Stationlista, 6: Föregående meny / Avsluta meny, 7: Växla visningslägen
 4: Nabadka Domú, 5: Seznam stanic, 6: Předchozí nabídka / Nabídka Konec, 7: Prępnijni reżimú zobrazeni
 4: Menu główne, 5: Lista stacji, 6: Poprzednie menu / Menu wyjścia, 7: Przełącz tryby wyświetlania
 4: Menu inicial, 5: Lista de estações, 6: Menu anterior / Menu de saída, 7: Alternar modos de exibição



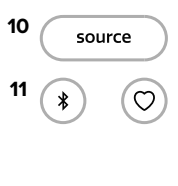
8: Navigate menus, 9: Select menu items

8: Menüs navigieren, 9: Menüpunkte auswählen
 8: Naviguer dans les menus, 9: Sélectionner des éléments de menu
 8: Naviga nei menu, 9: Seleziona le voci di menu
 8: Naviger i menyer, 9: Vælg menupunkter
 8: door menu's navigeren, 9: menu-items selecteren
 8: navegar por los menús, 9: seleccionar elementos del menú
 8: Navigera i menyer, 9: Välj menyalternativ
 8: Pohyb v nabídkách, 9: Vyberte položky nabídky
 8: Naviguj po menu, 9: Wybierz pozycje menu
 8: Navegue pelos menus, 9: Seleccione os itens do menu




10: Switch source, 11: Switch to Bluetooth / Pair device, 12: Favourites list

10: Quelle wechseln, 11: Zu Bluetooth wechseln / Gerät koppeln, 12: Favoritenliste
 10: Changer de source, 11: Basculer vers un appareil Bluetooth/Appairer, 12: Liste de favoris
 10: cambia sorgente, 11: passa a dispositivo Bluetooth/Associa, 12: elenco preferiti
 10: Skift kilde, 11: Skift til Bluetooth / par enhed, 12: Favoritliste
 10: Schakel bron, 11: Schakel over naar Bluetooth / Koppel apparaat, 12: Favorietenlijst
 10: cambiar fuente, 11: cambiar a dispositivo Bluetooth / emparejar, 12: lista de favoritos
 10: Byt källa, 11: Byt till Bluetooth / Par enhet, 12: Favoritlista
 10: Prępnij Źródło, 11: Prępnij na urządzenie Bluetooth/sparuj, 12: Lista ulubionych
 10: Mudar de fonte, 11: Mudar para dispositivo Bluetooth / Empareilhar, 12: Lista de favoritos



Recall presets / save presets

Voreinstellungen abrufen / Voreinstellungen speichern
 Syntoniser les pré-réglettes / enregistrer les pré-réglettes
 Richiami i preset / salva i preset
 Hent forudindstillinger / gem forudindstillinger
 Voorinstellingen oproepen/voorinstellingen opslaan
 Recuperar presets / guardar presets
 Återkalla förinställningar / spara förinställningar
 Vyvolat předvolby / uložit předvolby
 Przywołaj ustawienia / zapisz ustawienia
 Recuperar predefinições / salvar predefinições



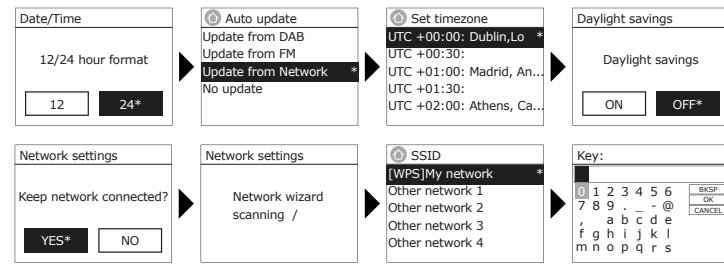
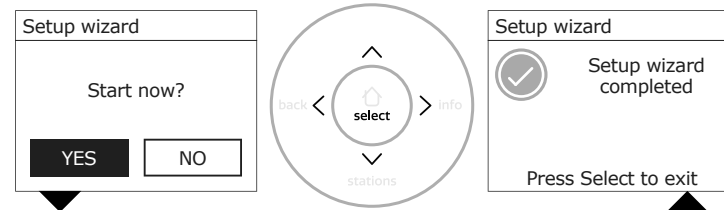
Playback controls

Wiedergabesteuerung
 Commandes de lecture
 Controlli di riproduzione
 Afspilningskontroller
 Afspilbediening
 Controles de reproducción
 Uppspelningskontroller
 Ovládací prvky přehrávání
 sterowanie odtwarzaniem
 controles de reprodução




Setup wizard

Setup-Assistenten / Suivre l'assistant de configuration / Segui la procedura guidata di configurazione / Følg installationsguiden / Voig de installatieassistent / Sigue las instrucciones del asistente de configuración / Følg installationsguiden / Postupujte podle průvodce nastavením / Postępuj zgodnie z kreatorem konfiguracji / Siga o assistente de configuração



Choose source

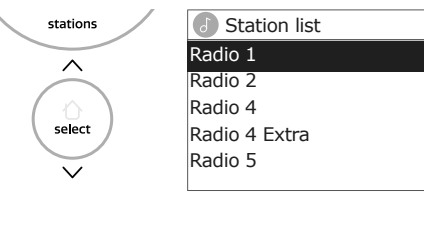
Quelle auswählen / Choisir la source / Scegliere la Sorgente / Vælg kilde / Kies bron / Elegir fuente / Váľ káľla / Wybór Źródle / Wybierz Źródło / Escolher a Fonte



Digital radio

Change digital radio station

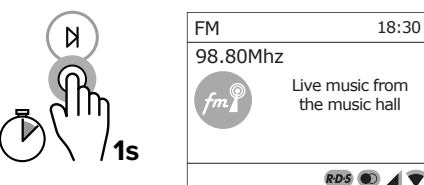
Digitalen Radiosender wechseln
 Changer de station de radio numérique
 Cambiare la stazione radio digitale
 Skift digital radiostation
 Wijzig digitaal radiostation
 Cambie de emisora de radio digital
 Byt till digital radiostation
 Změna digitální rozhlasové stanice
 Zmiana stacji radia cyfrowego
 Alterar estação de rádio digital



FM radio


Seek station

Nächste Station suchen
 Rechercher la prochaine station
 Cercare la prossima stazione
 Søg efter næste station
 Zoek naar het volgende station
 Busqueda de la siguiente emisora
 Søk efter næste station
 Vyhľadat ďalší stanici
 Wyszukiwanie następnej stacji
 Procurar a próxima estação



Manual tune


Manueller Suchlauf
 Syntonisation manuelle
 Sintonizzazione manuale
 Manuel kanalinstilling
 Handmatig afstemmen
 Manual
 Manuell inställning
 Ruční ladění
 Strojenie ręczne
 Sintonização manual



Internet radio

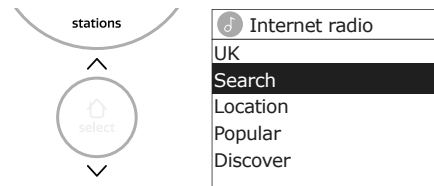
Internet radio stations in your country

Internetradiosender in Ihrem Land
 Stations de radio Internet dans votre pays
 Stazioni radio Internet nel tuo paese
 Internetradiostationer i dit land
 Internetradiostations in uw land
 Emisoras de radio por Internet en tu país
 Internetradiostationer i ditt land
 Internetové rozhlasové stanice ve vaší zemi
 Internetowe stacje radiowe w Twoim kraju
 Estações de rádio na Internet do seu país



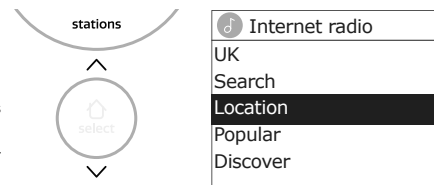
Search for internet radio stations

Suchen Sie nach Internetradiosendern
 Rechercher des stations de radio Internet
 Cerca le stazioni radio Internet
 Søg efter internetradiostationer
 Zoeken naar internetradiostations
 Buscar emisoras de radio por Internet
 Søk efter internetradiostationer
 Hledajte internetové rozhlasové stanice
 Wyszukaj internetowe stacje radiowe
 Procure estações de rádio na Internet



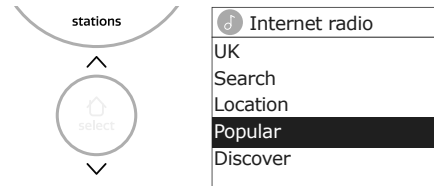
Find stations in other countries & regions

Finden Sie Sender in anderen Ländern und Regionen
 Trouver des stations dans d'autres pays et régions
 Trova stazioni in altri paesi e regioni
 Find stationer i andre lande og regioner
 Stations in andere landen en regio's vinden
 Encontrar emisoras en otros países y regiones
 Hitta stationer i andra länder och regioner
 Najděte stanice v jiných zemích a regionech
 Znajdź stacje w innych krajach i regionach
 Encontre estações em outros países e regiões



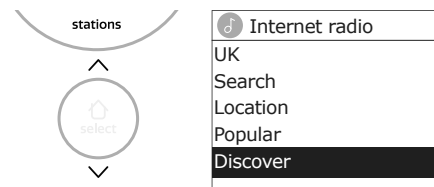
Find popular stations near you

Finden Sie beliebte Sender in Ihrer Nähe
 Trouver des stations populaires près de vous
 Trova le stazioni più popolari vicino a te
 Find populære stationer i nærheden af dig
 Populaire stations bij jou in de buurt vinden
 Encontrar emisoras populares cerca de ti
 Hitta populära stationer nära dig
 Najděte oblíbené stanice v okolí
 Znajdź popularne stacje w pobliżu
 Encontre estações populares perto de si



Discover new stations based on origin, genre & language

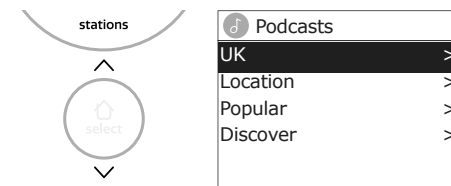
Entdecken Sie neue Sender basierend auf Herkunft, Genre und Sprache
 Découvrir de nouvelles stations par origine, genre et langue
 Scopri nuove stazioni in base a origine, genere e lingua
 Oplev nye stationer baseret på oprindelse, genre og sprog
 Nieuwe stations volgens oorsprong, genre en taal ontdekken
 Descubrir nuevas emisoras según el origen, el tipo y el idioma
 Upptäck nye stationer baserat på ursprung, genre och språk
 Objevte nové stanice na základě původu, žánru a jazyka
 Odkryj nowe stacje na podstawie pochodzenia, gatunku i języka
 Descubra novas estações com base na origem, género e idioma



Podcasts

Internet radio stations in your country

Internetradiosender in Ihrem Land
 Stations de radio Internet dans votre pays
 Stazioni radio Internet nel tuo paese
 Internetradiostationer i dit land
 Internetradiostations in uw land
 Emisoras de radio por Internet en tu país
 Internetradiostationer i ditt land
 Internetové rozhlasové stanice ve vaší zemi
 Internetowe stacje radiowe w Twoim kraju
 Estações de rádio na Internet do seu país



Search for Podcasts

Suchen Sie nach Podcasts
 Rechercher des Podcasts
 Cerca le Podcasts
 Søg efter Podcasts
 Zoeken naar Podcasts
 Buscar emisoras de Podcasts
 Søk efter Podcasts
 Hledajte Podcasts
 Wyszukaj Podcasts
 Procure de Podcasts



Spotify

Use your phone, tablet or computer as a remote control for Spotify. Go to spotify.com/connect to learn how

Verwende dein Smartphone, Tablet oder deinen Computer als Fernbedienung für Spotify. Auf spotify.com/connect erfährst du mehr.
 Utilisez votre téléphone, votre tablette ou votre ordinateur comme une télécommande pour contrôler Spotify. Accédez à spotify.com/connect pour en savoir plus.
 Usa il tuo cellulare, tablet o computer come telecomando remoto per Spotify. Vai su spotify.com/connect per scoprire come.
 Brug din telefon, tablet eller computer som fjernbetjening til Spotify. Gå til spotify.com/connect for at finde ud af, hvordan du gør.
 Gebruik je telefoon, tablet of computer als een afstandsbediening voor Spotify. Ga naar spotify.com/connect om te leren hoe je dat doet
 Usa tu teléfono, tu tablet o tu computadora como control remoto de Spotify. Para más información, entra a spotify.com/connect
 Använd din telefon, surfplatta eller dator som fjärrkontroll för Spotify. Gå till spotify.com/connect för att ta reda på hur.
 Hűbdu ze Spotify műzse ovládat na dálku přes telefon, tablet nebo počítač. Na stránce spotify.com/connect najdes, jak na to.
 Usa o teu telemóvel, tablet ou computador como comando do Spotify. Vai a spotify.com/connect para saberes como.
 Wykorzystuj telefon, tablet lub komputer jako pilota, aby sterować aplikacją Spotify. Wejdź na spotify.com/connect, aby dowiedzieć się, jak to zrobić.

Bluetooth

Pair with a Bluetooth device

Mit einem Bluetooth-Gerät koppeln
 Jumeler avec un appareil Bluetooth
 Associare a un dispositivo Bluetooth
 Par med en Bluetooth-enhed
 Koppel met een bluetooth-apparaat
 Emparejamiento con un dispositivo Bluetooth
 Para ihop med en Bluetooth-enhet
 Spárovat s Bluetooth zařízením
 Parowanie z urządzeniem Bluetooth
 Empareilhar com um dispositivo bluetooth

